



DAFNI
CORGI BLISS
DREAM COME TRUE



Micah Halpern
Micah Halpern, PhD
Principal Scientist

Mary Simonson
Mary Simonson
Laboratory Manager

CERTIFICATE OF RESULTS FOR SAMPLE ID #:

435344

OWNER'S NAME: KATIE RADCLIFF
PET'S NAME*: "DAFNI" CORGI BLISS DREAM COME TRUE
PET'S REGISTRATION #: AKC DN576373301
PET'S BREED: PEMBROKE WELSH CORGI
DATE TESTED: 2/29/2024

TEST	RESULT**	TEST RESULT EXPLANATION***
Degenerative Myelopathy (DM)	A	(CLEAR/NORMAL): These dogs have two copies of the normal gene and will not develop degenerative myelopathy.

*GenSol warrants its test results to be accurate for the sample obtained from the above pet. In the event of a valid claim, owner's sole remedy is a refund of the fee paid. IN NO EVENT SHALL GENSOL BE LIABLE FOR INDIRECT, CONSEQUENTIAL OR INCIDENTAL DAMAGES OF ANY KIND. Any claim must be asserted within one year of the report of test results.

**All samples submitted to GenSol become the property of GenSol and may be used for internal quality control and/or research purposes. Test results provide information concerning a pet's DNA sequence and are not an indication or guarantee of pet's disease state or condition. Test results alone should not be used to diagnosis, treat or prevent disease.

***For detailed result explanation visit www.gensoldx.com. Please consult a licensed veterinarian to discuss the implications.

125 North Main Street Unit 1846, Clayton, GA 30525
1-844-369-3686 - info@Gensoldx.com - www.gensoldx.com

FAST - ACCURATE - AFFORDABLE

PennHIP Report

Referring Veterinarian: Dr Dave Cloutier
 Email: veazievvet@veazievvet.com

Clinic Name: Veazie Veterinary Clinic
 Clinic Address: 1522 State St.
 Veazie, ME 04401
 Phone: (207) 941-8840
 Fax:

Patient Information

Client: Radcliff, Katie
 Patient Name: Corgi Bliss Dream Come True
 AKC#DN76373301

Tattoo Num:
 Patient ID: 30289Z

Reg. Name:
 PennHIP Num: 209278

Registration Num:
 Microchip Num: 985141006171817

Species: Canine
 Date of Birth: 12 Jun 2023

Breed: PEMBROKE WELSH CORGI
 Age: 17 months

Sex: Female
 Date of Study: 13 Nov 2024

Weight: 22.7 lbs/10.3 kgs
 Date Submitted: 13 Nov 2024

Date of Report: 13 Nov 2024

Findings

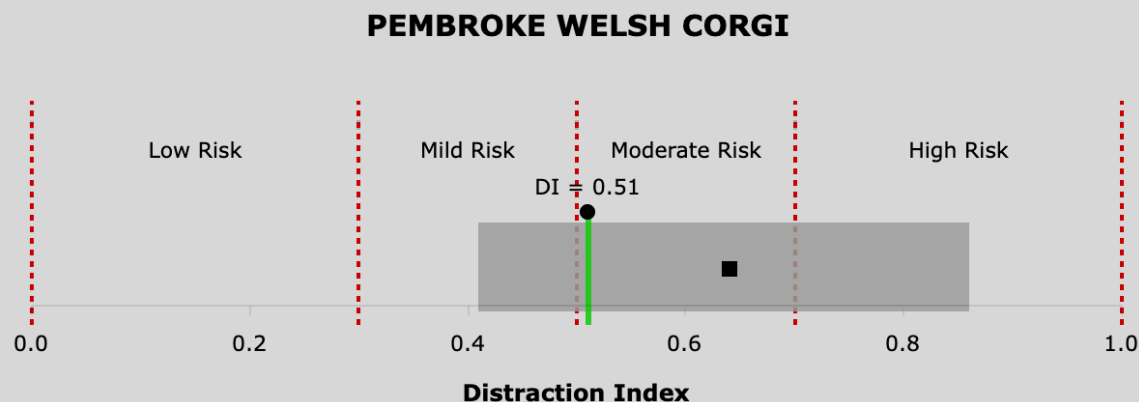
Distraction Index (DI): Right DI = 0.51, Left DI = 0.46.
 Osteoarthritis (OA): **No radiographic evidence of OA for either hip.**
 Cavitation/Other Findings: No cavitation present.

Interpretation

Distraction Index (DI): The laxity ranking is based on the hip with the greater laxity (larger DI). In this case the DI used is 0.51.

OA Risk Category: The DI is between 0.50 and 0.69. This patient is at moderate risk for hip OA.

Distraction Index Chart:



BREED STATISTICS: This interpretation is based on a cross-section of 1030 canine patients of the PEMBROKE WELSH CORGI breed in the AIS PennHIP database. The gray strip represents the central 90% range of DIs (0.41 - 0.86) for the breed. The breed average DI is 0.64 (solid square). The patient DI is the solid circle (0.51).

SUMMARY: The degree of laxity (DI = 0.51) falls within the central 90% range of DIs for the breed. This amount of hip laxity places the hip at a moderate risk to develop hip OA. **No radiographic evidence of OA for either hip.**

Orthopedic Foundation for Animals
Preliminary Hip Dysplasia Evaluation Report



A Not-for-Profit
Organization

CORGI BLISS DREAM COME TRUE
registered name

DN76373301
registration no.

PEMBROKE WELSH CORGI
breed

F
sex

film/test/lab #

06/12/2023
date of birth

985141006171817
tattoo/microchip/DNA profile

17
age at evaluation in months

2581381
application number

11/18/2024
date of report

Owner

KATIE RADCLIFF
62 BRIDLE PATHWAY; PENOBSCOT,
PENOBSCOT ME 04476

Veterinarian

VEAZIE VETERINARY CLINIC
1522 STATE ST
VEAZIE ME 04401

Preliminary Hip Dysplasia Evaluation Report

No radiographic evidence of hip dysplasia is present. The consensus evaluation is: **FAIR**

EXCELLENT HIP JOINT CONFORMATION

superior hip joint conformation as compared with other individuals of the same breed and age

BORDERLINE HIP JOINT CONFORMATION

marginal hip joint conformation of indeterminate status with respect to hip dysplasia at this time -- Repeat study in six months

GOOD HIP JOINT CONFORMATION

well formed hip joint conformation as compared with other individuals of the same breed and age

MILD HIP DYSPLASIA

radiographic evidence of minor dysplastic changes of the hip joints

FAIR HIP JOINT CONFORMATION

minor irregularities of the hip joint conformation as compared with other individuals of the same breed and age

MODERATE HIP DYSPLASIA

well defined radiographic evidence of dysplastic changes of the hip joints

SEVERE HIP DYSPLASIA

radiographic evidence of marked dysplastic changes of the hip joints

RADIOGRAPHIC FINDINGS

- subluxation
- remodeling of femoral head/neck
- osteoarthritis/degenerative joint disease
- shallow acetabula
- acetabular rim/edge change

- unilateral left right
- transitional vertebra
- spondylosis
- panosteitis

G.G. Keller, DVM

G.G. KELLER, DVM, MS, DACVR
CHIEF OF VETERINARY SERVICES

Orthopedic Foundation for Animals
Preliminary Elbow Dysplasia Evaluation Report



A Not-for-Profit
Organization

CORGI BLISS DREAM COME TRUE
registered name

DN76373301
registration no.

PEMBROKE WELSH CORGI
breed

F
sex

film/test/lab #

06/12/2023
date of birth

985141006171817
tattoo/microchip/DNA profile

17
age at evaluation in months

2581381
application number

11/18/2024
date of report

Owner

KATIE RADCLIFF
62 BRIDLE PATHWAY; PENOBSCOT,
PENOBSCOT ME 04476

Veterinarian

VEAZIE VETERINARY CLINIC
1522 STATE ST
VEAZIE ME 04401

Preliminary Elbow Dysplasia Evaluation Report

negative for elbow dysplasia

L R

ELBOW DYSPLASIA

GRADE I
GRADE II
GRADE III

L _____ R _____
L _____ R _____
L _____ R _____

RADIOGRAPHIC FINDINGS

degenerative joint disease (DJD)
united anconeal process (UAP)
fragmented coronoid process (FCP)
osteochondrosis

L _____ R _____
L _____ R _____
L _____ R _____
L _____ R _____

G.G. Keller, DVM

G.G. KELLER, DVM, MS, DACVR
CHIEF OF VETERINARY SERVICES

ORTHOPEDIC FOUNDATION FOR ANIMALS, INC.

CORGI BLISS DREAM COME TRUE
registered name

DN76373301
registration no.

PEMBROKE WELSH CORGI
breed

F
sex

249QXT
film/test/lab #

06/12/2023
date of birth

985141006171817
tattoo/microchip/DNA profile

15
age at evaluation in months



A Not-For-Profit Organization

2581381
application number

10/02/2024
date of report

WCP-EYE3060/15F-VPI
O.F.A. NUMBER

This number issued with the right to correct or revoke by the Orthopedic Foundation for Animals.

RESULTS:

Based upon the exam dated 09/29/2024, this dog has been found to be free of observable inherited eye disease and has been issued an Eye Certification Registry Number which is valid for one year from the time of the exam.



NORMAL

owner
KATIE RADCLIFF
62 BRIDLE PATHWAY; PENOBSCOT,
PENOBSCOT ME 04476



G.G. Keller, DVM

G.G. KELLER, DVM, MS, DACVR
CHIEF OF VETERINARY SERVICES

www.ofa.org

Eyes (above): free of significant observable inherited eye disease
Heart (below) : no evidence of congenital or acquired heart disease

ORTHOPEDIC FOUNDATION FOR ANIMALS, INC.

CORGI BLISS DREAM COME TRUE
registered name

DN76373301
registration no.

PEMBROKE WELSH CORGI
breed

F
sex

24YZXG
film/test/lab #

06/12/2023
date of birth

985141006171817
tattoo/microchip/DNA profile

15
age at evaluation in months



A Not-For-Profit Organization

2581381
application number


10/01/2024
date of report

WCP-BCA465/15F/C-VPI
O.F.A. NUMBER

This number issued with the right to correct or revoke by the Orthopedic Foundation for Animals.

RESULTS:

Normal cardiovascular examination via auscultation - No evidence of congenital or acquired heart disease was noted. Since acquired heart disease may develop later, these evaluation results remain valid for one year, and annual examinations are recommended to continue to monitor cardiac health.



NORMAL/CLEAR - CARDIOLOGIST

owner
KATIE RADCLIFF
62 BRIDLE PATHWAY; PENOBSCOT,
PENOBSCOT ME 04476



G.G. Keller, DVM

G.G. KELLER, DVM, MS, DACVR
CHIEF OF VETERINARY SERVICES

www.ofa.org

Dafni's Parents

"Scanlan"

Corgi Bliss Hero's Song of Valhalla

Hips: OFA Good
Elbows: OFA Normal
DM (Degenerative Myelopathy): CLEAR N/N
vWD (von Willebrand's): CLEAR N/N
EIC (Exercise Induced Collapse): CLEAR N/N
Heart: OFA Normal
Eyes: OFA Normal w/ Breeder Notes
Embark Panel: Clear



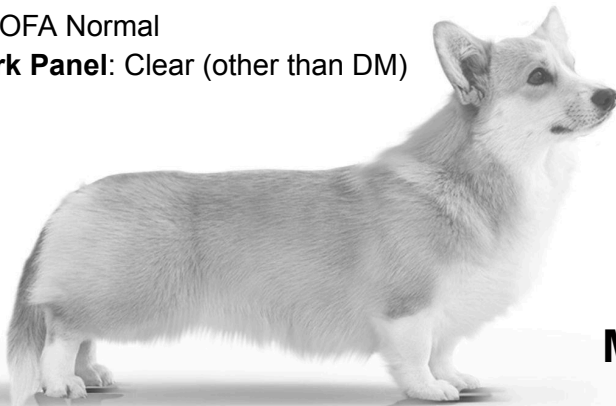
Father



"Lily"

Tattoo of Helga from Valhalos Sargas

Hips: OFA Fair
Elbows: OFA Normal
DM (Degenerative Myelopathy): CARRIER A/N
vWD (von Willebrand's): CLEAR N/N
EIC (Exercise Induced Collapse): CLEAR N/N
Heart: OFA Normal
Eyes: OFA Normal
Embark Panel: Clear (other than DM)



Mother

